

**E-EHD SERIES  
T8 HIGH BAY DAMP LOCATION LUMINAIRE**

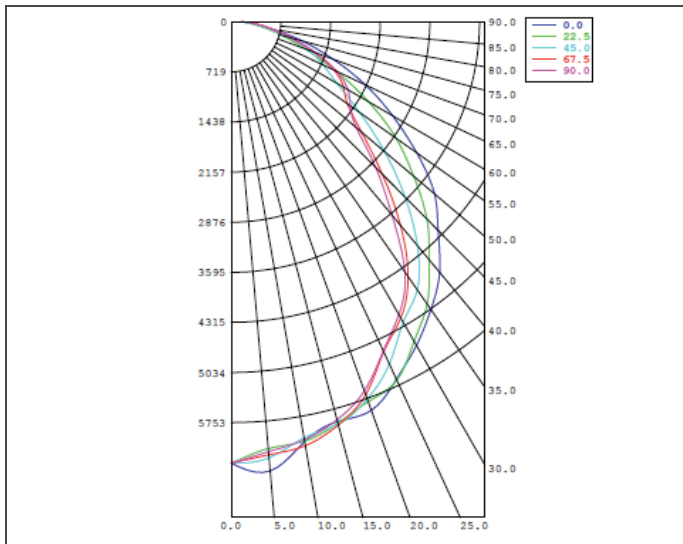
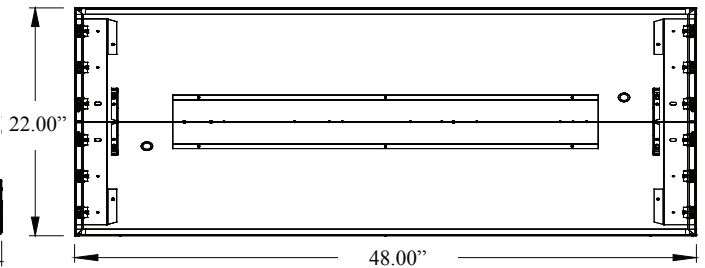
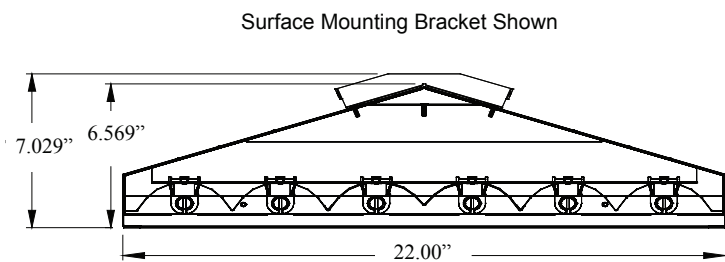


<p><b>Housing:</b> 22GA cold rolled steel or stainless steel.  <b>Finish:</b> Galvanized or post powdercoat steel or satin stainless steel surface.  <b>Construction:</b> CNC formed and mechanically joined.  <b>Lens:</b> Acrylic or polycarbonate clear lens with fully gasketed door.</p>			<p><b>Mounting:</b> Suspended or surface mounted.  <b>Distribution:</b> Narrow to medium. Replacement for HID high bay.  <b>Electrical:</b> Electronic Low, Standard or High output options; Instant Start is factory standard; &lt;10% THD; Inherent thermal protection; Dimming &amp; Emergency available.  <b>Labels:</b> UL/CUL listed. Damp Location. Sealed &amp; Gasketed.</p>		
SPEC.	NOM.	DESCRIPTION	SPEC.	NOM.	DESCRIPTION
Finish	G	Galvanized	Lens	AC	Clear acrylic lens .090" thick
	P	Powdercoat <b>gloss white</b>		PC	Clear polycarbonate lens .090" thick
Dimension	24	Nominal 22" wide x 48" long	Voltage	U	Universal volt 120-277 (factory standard)
				H	347-480 volt
1B	Emergency Battery Back-up 120v				
Lamping	6	<p><b>T8 = 32W per lamp</b>  <b>Lamps are not included unless otherwise noted</b>          (6) lamps in cross section</p>	Reflector	E	Enhanced Aluminum 95% reflective
				W	White Aluminum 90%+ reflective
Ballast	S L H D P SP HP	<p>Standard Electronic T8          Low Output Electronic T8          High Output Electronic T8          Electronic Dimming T8 - specify type &amp; voltage          Program Start Electronic T8          Standard Output/Program Start Combination T8          High Output/Program Start Combination T8</p>	Mounting	---	Surface Mounted (standard) - no designation needed
				---	Chain Suspended (by others) - no designation needed
				C	8ft Powercord, 18/3 w/ sealed strain-relief (standard)
				Y	Y-fit Gripple® Toggle 6" Y x 8' long Shows as separate line item on order: part# H-Y6"HNGR-10'
			Options	R	Relay
				M	Multi-circuit wiring

**ORDERING NOMENCLATURE GUIDE**

<b>Standard Fixture: E-EHDG246HACUEC</b>											
Catalog # for a EHD Type Fixture – Galvanized Steel - Nominal 2 ft x 4 ft Long - 6 Lamps in cross section - High Output T8 Electronic Ballast - Clear Acrylic Lens - Universal Voltage - Enhanced Reflector - 8ft Powercord w/ Sealed Strain Relief - No Options.											
8E Product	Series	Finish	Dimension	Lamping	Ballast	Lens	Voltage	Reflector	Mounting	Options	
<b>E -</b>	<b>EHD</b>										

**E-EHD SERIES  
T8 HIGH BAY DAMP LOCATION LUMINAIRE**



**PRODUCT NUMBER = E-EHDG246HACUE**

**FIXTURE EFFICIENCY = 89.9 %**

**S.M.H. = 1.15**

**WATTAGE = 211W (BASED ON 277V)**

**RCR TABLE AVAILABLE**

**IES PHOTOMETRIC FILE AVAILABLE**

**SPECIFICATION CHARACTERISTICS**

- **Narrow to Medium Distribution Utilizing Energy Efficient Components Throughout**
- **Gasketed for Damp Location**
- **Highly Efficient Luminaire – Over 89%**
- **Replaces 250 - 400 Watt HID High Bay**
- **Instant On, Long Life, Lower Energy Consumption, No Color Shift**
- **Uniform Illumination**
- **Dimming, Emergency Options**
- **Multiple Mounting Options: Surface Mount, Chain or Gripple Ready or Cord**
- **Multiple Lens Options: Clear Acrylic or Clear Polycarbonate Lens**
- **Multiple Finish Options: Gloss White Post Powdercoated, Galvanized or Stainless Steel with Satin Surface**
- **Short Lead Times**